

Installation Manual

PEUGEOT 806 5DR
PEU-806-5-A



COMPONENTS INCLUDED



Side Windows x 2



Port Window x 2



Tailgate Window x 2

FIXING CLIPS



CL-P02 x 10



CL-M02 x 4



CL-M04 x 2



CL-W01 x 1





Installation

PEUGEOT 806 5DR
PEU-806-5-A

SIDE SHADE INSTALLATION



CL-W01



CL-P02

SIDE SHADE INSTALLATION




SIDE SHADE INSTALLATION



x2


PORT SHADE INSTALLATION



CL-W01



CL-P02



Installation

PEUGEOT 806 5DR
PEU-806-5-A

PORT SHADE INSTALLATION



Installation

PEUGEOT 806 5DR
PEU-806-5-A

PORT SHADE INSTALLATION




x2

Installation



PEUGEOT 806 5DR

PEU-806-5-A

TAILGATE SHADE INSTALLATION



CL-M02 x 4





CL-M04 x 2

Installation

PEUGEOT 806 5DR

PEU-806-5-A

TAILGATE SHADE INSTALLATION



Installation

PEUGEOT 806 5DR

PEU-806-5-A



TAILGATE SHADE INSTALLATION



x2

