

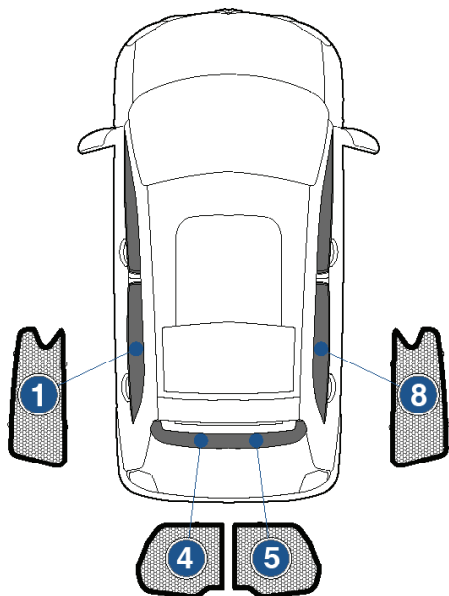
# Installation Manual

RENAULT TWINGO 5DR  
REN-TWIN-5-B



COMPONENTS INCLUDED

SHADES



**CAR**  
SHADES

FIXING CLIPS



CL-P02 x 10



CL-M14 x 2



CL-W01 x 1



# Rear Shade Installation

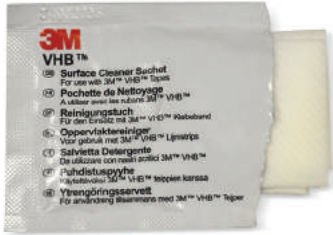
RENAULT TWINGO 5DR  
REN-TWIN-5-B

COMPONENTS NEEDED:



## STEP #1

CLEAN THE AREA WHERE CLIPS ARE TO BE MOUNTED (AS IN STEP 2) WITH THE SURFACE CLEANER SACHET PROVIDED




## STEP #2

PRESS THE CLIPS FIRMLY INTO PLACE AND ALLOW TO DRY FOR 20 MINUTES




## STEP #3

POSITION THE REAR SHADES



## STEP #4

INSERT CLIPS BEHIND INTERIOR TRIM



## STEP #5

REPEAT THE PROCESS ON OTHER SHADE



## STEP #6

ENSURE SECURELY FITTED IN PLACE

