

Installation Manual

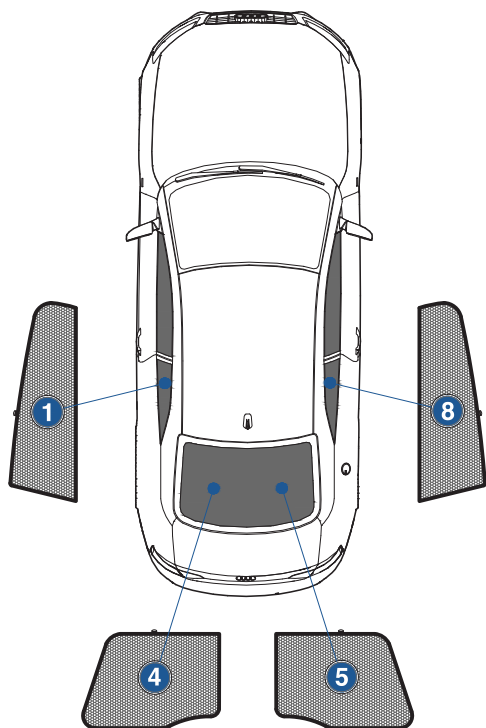
AUDI A3 3DR

AU-A3-3-B



COMPONENTS INCLUDED

SHADES



FIXING CLIPS



CL-M02 x 4



CL-M14 x 1



Quarter Light Shade Installation

AUDI A3 3DR
AU-A3-3-B

COMPONENTS NEEDED:



STEP #1

ATTACH CLIPS ON SHADE EDGES




STEP #2

INSERT CLIPS BEHIND INTERIOR TRIM



STEP #3

ENSURE SECURELY FITTED IN PLACE



Rear Shade Installation

AUDI A3 3DR
AU-A3-3-B


COMPONENTS NEEDED:



STEP #1 ATTACH CLIPS ON SHADE EDGES



STEP #2 POSITION THE REAR SHADE



STEP #3 INSERT CLIPS BEHIND INTERIOR TRIM



STEP #4 REPEAT THE PROCESS ON OTHER SHADE



STEP #5 ENSURE SECURELY FITTED IN PLACE

